

Aqua Rain System Order Form

Date _____ Job Name _____
Builder Name _____ Distributor/Contact _____
Phone Number _____ Phone Number _____
Fax Number _____ Fax Number _____

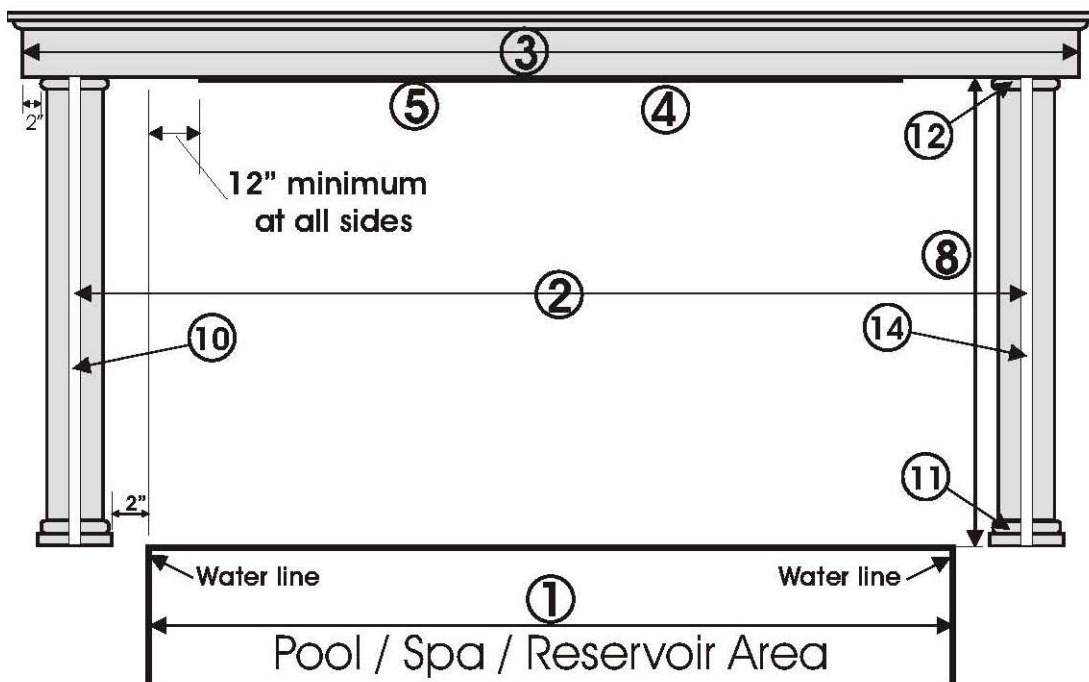
Submit a Pool Drawing along with this completed form by
fax: 877-683-3442 or email sales@gawcinc.com

The following numbered questions correspond to the
numbers on the drawings of Beam and Column components below.

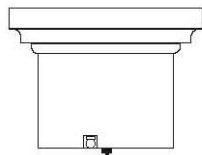
If you have any questions call Toll Free 888-683-0042

Beam Details

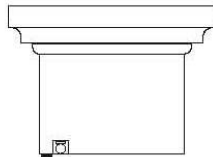
- 1-What is the water line diameter? (Pool / Spa / Reservoir Area) _____
- 2-What is the dimension from center to center of the Columns? _____
- 3-What is the overall length of the Beam? **Maximum 24'-0"** _____
Note: Leave room (Min. 2") for Column Base and some overhang beyond the Columns.
- 4-What is the length of the Aqua Rain Waterfall Unit in the beam? _____
Note: A 12" minimum separation must be left from the Unit to the waters edges on each side.



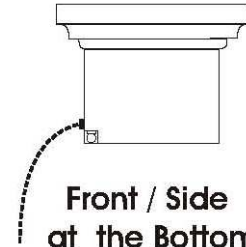
5- Select the position of the Aqua Rain Unit in the Beam _____



Center Bottom



Front Bottom

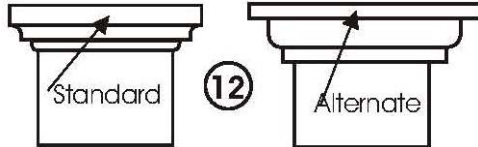


Front / Side
at the Bottom

6- Select the Stream Pattern

- 2 Rows (64 Streams per lineal ft)
- 2 Rows (48 Streams per lineal ft)
- 1 Row (48 Streams per lineal ft)
- Other (4 Row) _____

7- Choose a Beam Profile



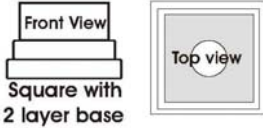
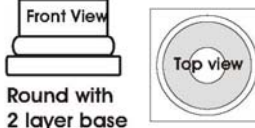
Cross Section View

- Standard Profile
- Alternate Profile
- Other (Provide Scale Drawing)

Column Detail

8- What is the height from the base (deck or footer) to the under side of the Beam?
(See Drawing on reverse side of page.) _____

9-Select Column shape.

- Square  Square with 2 layer base
- Round  Round with 2 layer base
- Other (Provide Scale Drawing)

10-Column Diameter 8" 10' 12" 14"

11-Column Base Round Square Other (Provide Scale Drawing)

12-Column Cap Round Square Other (Provide Scale Drawing)

13-Optional LED Light Mono Color Multi-changing Color

14-Water will be fed from which side viewed from pool? Right Left
 Both sides (when over 8 ft length)

Note: Conduit for light should be on the opposite side from water supply pipe if possible.



P.O Box 5375—Spring Hill, FL 34611
Ph: 888-683-0042
Fax: 877-683-3442
Email: sales@gawcinc.com
www.gawcinc.com