



WATERSHAPING

# AQUA SPOUT XTREME

**Pouring water reimagined,  
at flow rates never previously  
used to shape water.**

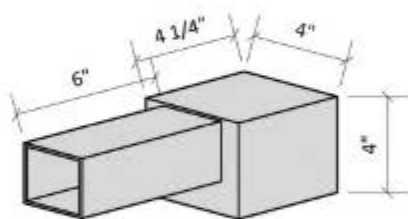
As the shape of water continues to move towards laminar flows, structured water pours become more integral to the design concepts of watershapes. The Aqua Spout Xtreme will exceed the expectations of homeowners and designers with volume & consistency of flow!

**PRODUCT SUPPORT/SALES**  
888.683.0042 | [sales@gawcinc.com](mailto:sales@gawcinc.com)

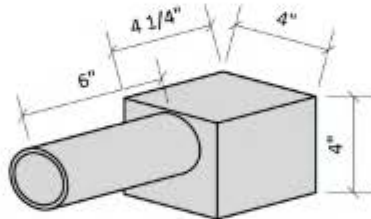
**[WWW.GAWCINC.COM](http://WWW.GAWCINC.COM)**

# HANDMADE IN THE USA!

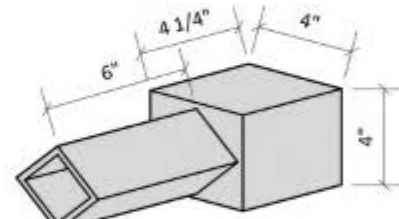
## Nozzle Options



*Square Nozzle*



*Round Nozzle*



*Diagonal Nozzle*

- Standard and custom units handmade in the USA for the highest quality performance.
- Ranging from 18-26 gpm flow, baffling system that can eliminate individual valving, consistent flow whether inlet installed side, top, or bottom feed, 2" pvc slip inlets, variety of nozzle lengths & configurations, selection of standard colors, and each of the attributes are customizable.
- Modified nozzle designs for are available through our fabrication shop.
- We welcome the challenge of all watershapes, so please feel free to contact us with the designs you want to bring to life.

## Feed Options

